

# Scavenger *Hunts*



THREE  
ACTIVITIES FOR  
FAMILIES WITH  
CHILDREN  
AGES 3 TO 10



## HELP YOUR CHILD EXPLORE THE WORLD OF ART

KEEP IT SIMPLE! FOR A HAPPIER LEARNING EXPERIENCE FOR YOUR CHILD, CHOOSE ONE AREA TO FOCUS ON TODAY.

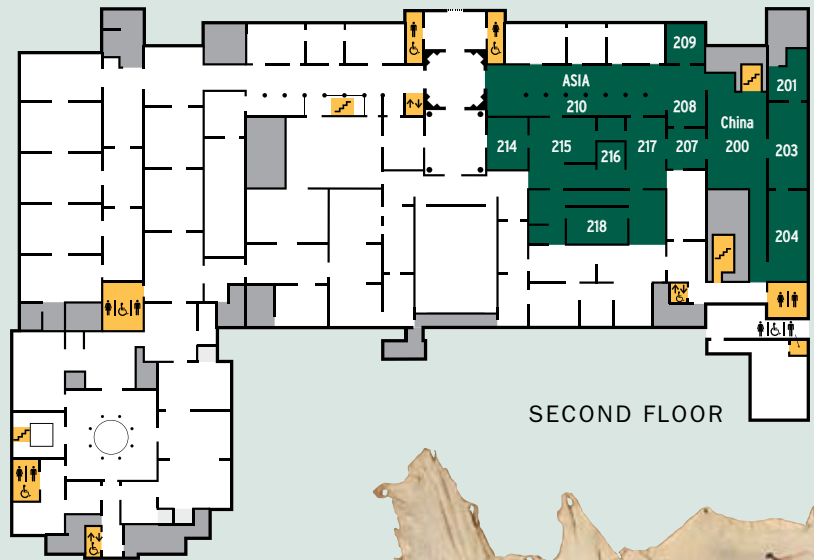
*Each highlighted gallery may contain more than one artwork that illustrates a topic on the lists below. Let your child enjoy a search for all the possibilities.*

## HUNT 1: Inside China

*Galleries 200, 201, 203, 204, 207–210, and 214–218*

### LOOK FOR:

- A prancing horse
- Someone floating on a cloud
- A camel
- A waterfall
- A cup for drinking
- A dragon
- Flowers blooming
- A parade
- A musical instrument
- Something to store treasures in



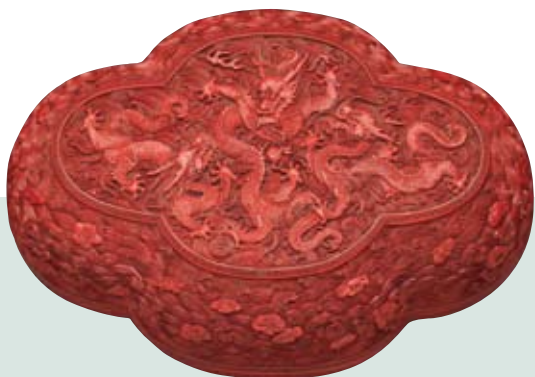
### MESSAGE TO PARENTS

Children have very active imaginations. Ask them to tell you what's going on in the works of art they choose, and you'll hear some wonderful stories! Let your kids be the tour guides, and they'll have happy memories of their museum visit.

Because accidents can happen, we ask everyone to stay at least ONE FOOT away from any work of art. Kids also understand when we say, "Remember to touch with your EYES ONLY."

Keep this brochure and return to explore the other areas another day. The Minneapolis Institute of Arts is always free!





China, Ch'ing dynasty  
Quatrefoil box and cover  
18th century  
Gallery 210  
[Hunt 1](#)



Cadzi Cody  
Wild River Shoshone  
Great Plains Region, 1866–1912  
*Scenes of Plains Indian Life*  
About 1880  
Gallery 261  
[Hunt 2](#)

## HUNT 2: Across the Americas

Galleries 259–261

### LOOK FOR:

- People dancing
- Something to carry things in
- Clothing made for a child
- A colorful horse
- A flowering plant
- A water animal
- A creature at home in trees
- An exciting chase
- Something made of birch bark
- Something decorated with beads



left:  
Berthe Morisot  
French, 1841–95  
*The Artist's Daughter,  
Julie, with her Nanny*  
About 1884  
Gallery 351  
[Hunt 3](#)

right:  
Maya (Mexico or Guatemala)  
Yucatan region  
Vase, 450–700  
Gallery 260  
[Hunt 2](#)





China, Eastern Han dynasty  
*Prancing Horse*, 1st–3rd century  
Gallery 215  
[Hunt 1](#)


**MAP KEY**

---

 RESTROOMS

 ELEVATOR

 STAIRWAY

 WHEELCHAIR  
ACCESSIBLE

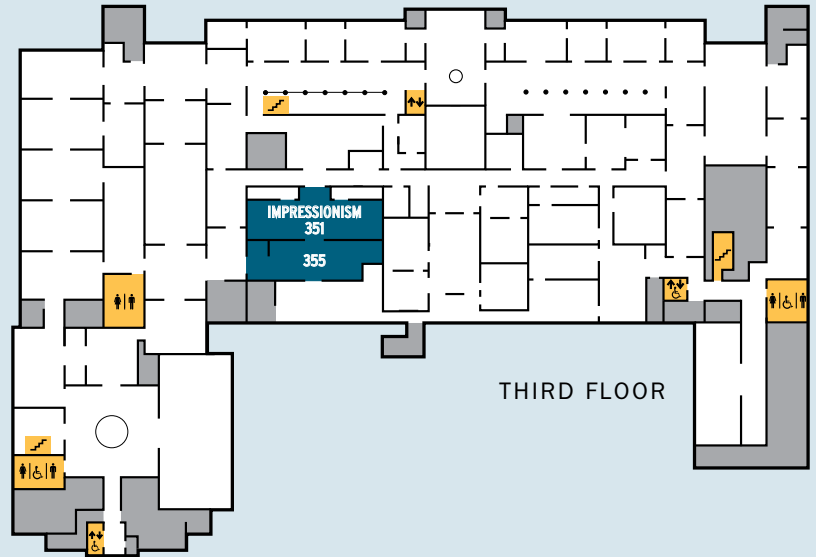


## HUNT 3: How Impressionists See

Galleries 351 and 355

### LOOK FOR:

- A busy street
- A child you'd like to meet
- Flowers to pick
- Clouds that might bring rain
- People walking with their dogs
- A warm and sunny day
- A place to swim
- People who love each other
- Reflections in water
- A good place to be alone



left:  
Paul Signac  
French  
1863–1935  
*Snow, Boulevard  
de Clichy, Paris*  
1886  
Gallery 355  
Hunt 3





Theodore Wendel  
American, 1859–1932  
*The Butterfly Catchers*, 1900–08  
Gallery 351  
[Hunt 3](#)



left:  
Pomo  
California region  
Gathering basket  
20th century  
Gallery 259  
[Hunt 2](#)

above:  
China, Ming dynasty  
*Wedding Procession*  
16th century  
Gallery 215  
[Hunt 1](#)

cover credits:  
Edgar Degas, French, 1834–1917  
*Portrait of Mlle. Hortense Valpinçon* (detail)  
About 1871  
Gallery 351  
[Hunt 3](#)

Tsistsistas (Cheyenne)  
Great Plains region  
Girl's dress (detail), about 1860–70  
Gallery 261  
[Hunt 2](#)

## GET MORE FROM YOUR VISIT

### INTERACTIVE LEARNING STATIONS

If your child loves to use computers, check out the Interactive Learning Stations located throughout the galleries.

### FAMILY CENTER

The Family Center meets all the needs of young children, including taking a break, eating food brought from home, and just running and playing.

### ARTSCAFÉ

That all-time kid favorite, pizza, is on the menu at ArtsCafé on the mezzanine level, and you can also get sandwiches, soup, and cookies at the ArtsBreak coffee shop near the main lobby.

### MUSEUM SHOP

On your way out, you might want to stop at the Museum Shop to let your child select postcards of favorite artworks. Encouraging kids to review their visit helps them better remember it later.

### NEED HELP?

Guards can help you locate galleries and Interactive Learning Stations, and they can also direct you to restaurants and bathrooms.

### LEARN MORE

From home, you can easily access online classroom resources geared to elementary and middle-school children at:

[www.artsmia.org](http://www.artsmia.org) (click on “Online Resources”)  
and

[www.artsconnected.org](http://www.artsconnected.org)

Remember, the MIA is always free! We hope you and your family will visit often.

*This brochure was funded by the Friends of the Institute’s Children’s Fund. The Friends of the Institute is an organization of members dedicated to supporting, enhancing, and sustaining the collections and programs of the Minneapolis Institute of Arts.*



Minneapolis Institute of Arts  
2400 Third Avenue South  
Minneapolis, Minnesota 55404  
(612) 870-3131

[www.artsmia.org](http://www.artsmia.org)